

Description

Anodized 6063 T5 aluminum alloy profile with a thickness of 0.9 mm / 0.035", for exterior corners of coated walls. It protects coating and edge joints. Square design.

Dimensions: 3/8" x 3/8" x 8' 2-1/2"

SKU Code: U3423



Perfil

USES



As a corner guard

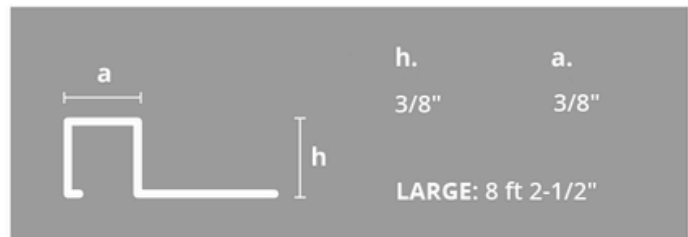


As a listello



As a wall corner trim


PROFILE



Uses and applications

It enables the joint of two coatings at a 90° angle and it is a straight finish solution for walls, exterior corners, counters and columns. It is used in rectified porcelain tiles or as decorative lath.

Uses: interior walls



Advantages

- In addition to decorating the joint between two planes, the ceramic tile edges are protected from mechanical loads.


Material properties

ANODIZED ALUMINUM: Anodizing is the name given to the electrolytic passivation process used to increase the thickness of the natural oxide layer on the surface of metal parts.

This technique is usually used on aluminum to create an artificial shield layer through the oxide that protects the aluminum, known as alumina. The layer is obtained through electrochemical processes that provide higher resistance and durability of the aluminum.

Installation method

1. Choose the profile according to the coating height.
2. Apply adhesive with a notched trowel on one of the walls.
3. Complete the coating installation on the lateral wall.
4. Place the Edge Guard on the corner, aligning the drilled "A"-shaped hitch leg.
5. Press the profile on the wall until the adhesive sticks out of the perforations.
6. Place the adjacent ceramic tiles at the same level as the profile.
7. Install the coating with crosshead spacers to guarantee an even joint that must later be filled with grout or forge.
8. Clean the rod with a damp cloth to prevent the glue from drying on them.



Cleaning and maintenance

Clean the aluminum profiles with a soft cloth regularly. When using a neutral cleaner, it must be diluted with cold water and then dried to remove the damp effect.

If damp persists, clean it with a 5% solution of detergent or neutral soap in clear water and wipe with a cloth that does not contain particles to avoid scratching.

It is not advisable to use:

- Steel wool
- Abrasive or remover products, such as strong acids (hydrochloric and perchloric).
- Strong bases (caustic soda or ammonia).
- Carbonated solutions.
- Citric acid.
- Waxes, petroleum jelly, lanolin, or similar.
- Solvents containing haloalkanes (e.g., hydrofluoroethers or chlorinated solvents).
- Setting accelerators that contain chlorides.